



OFFICE OF THE ONTARIO REGIONAL CHIEF

Good afternoon,

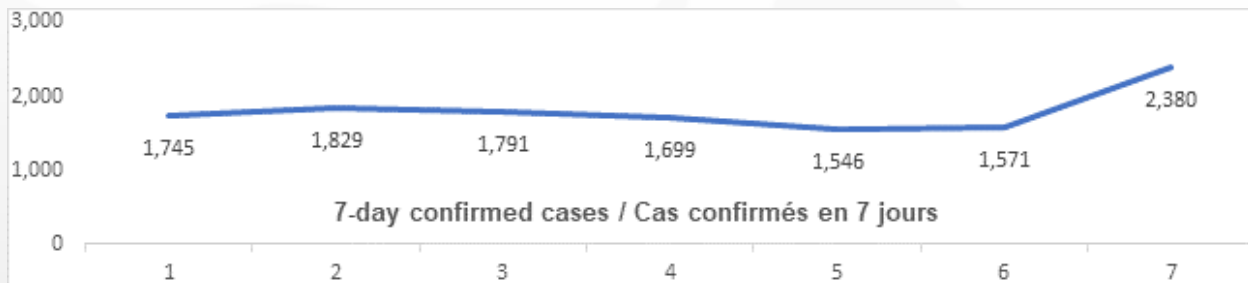
Please find attached your Friday pandemic update.

FRIDAY PANDEMIC UPDATE:

March 26, 2021: Day 380
COVID-19 Pandemic Update

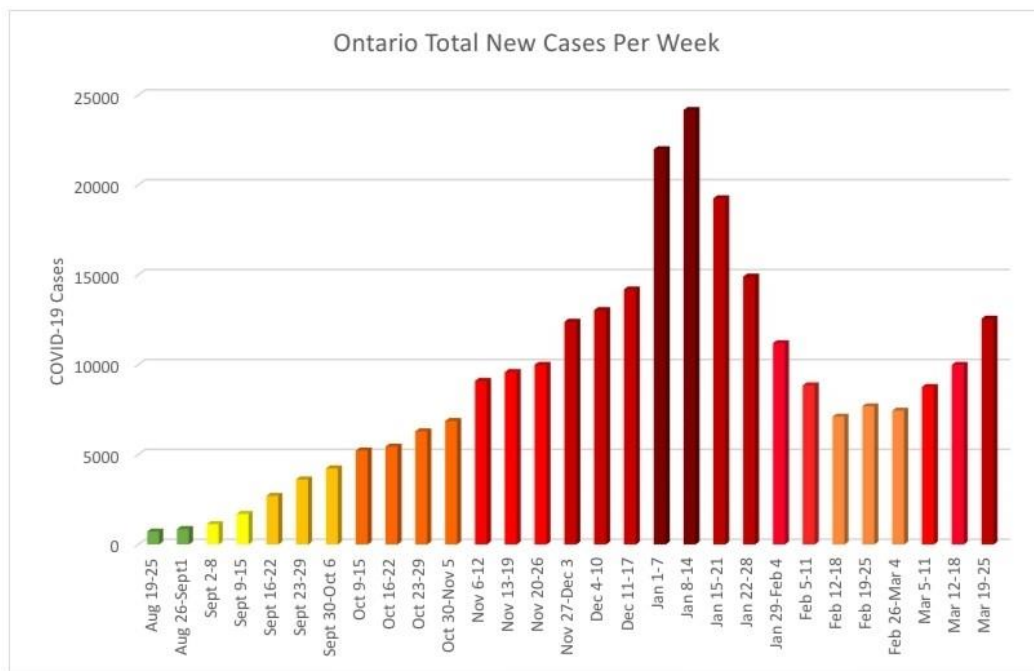
NEW CASES BY DAY

- Cases ranged between 1,500 and 2,300 daily.
- The highest number reported this week was 2,380 on Thursday, March 25th.
- The weekly 7-day average reported was 1,794 cases.



ONTARIO NEW CASES TOTAL

- We are now seeing a trend of increasing cases, similar to the surge that began in November.
 - With the rising case numbers of the highly transmissible COVID-19 Variants of Concern (VOCs), we are likely entering into the third wave of the pandemic.
- A total of 12,561 cases were reported in Ontario between March 19th and March 25th.
 - This is a 26% increase from the total reported last week.
- As of March 25th, 1,612 cases have been confirmed to be one the known VOCs.
 - This is a 32% increase compared to last week's total.
 - Known VOCs currently make up 57% of new daily cases in Ontario.
 - A detailed breakdown by Public Health Unit will be included in the next Monday Pandemic Update.



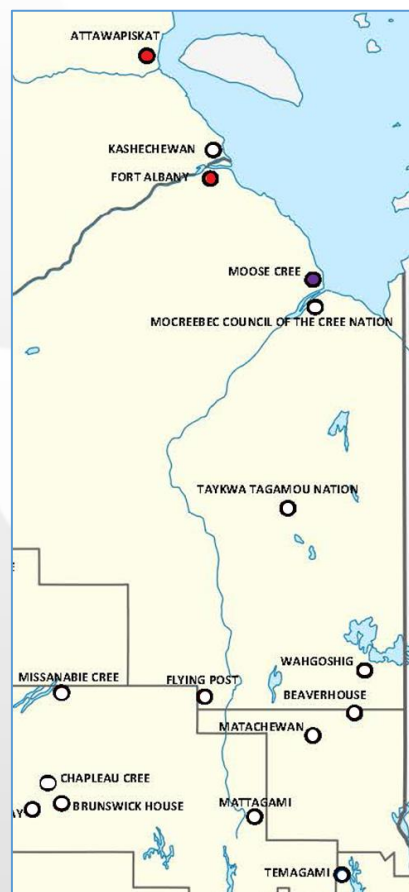
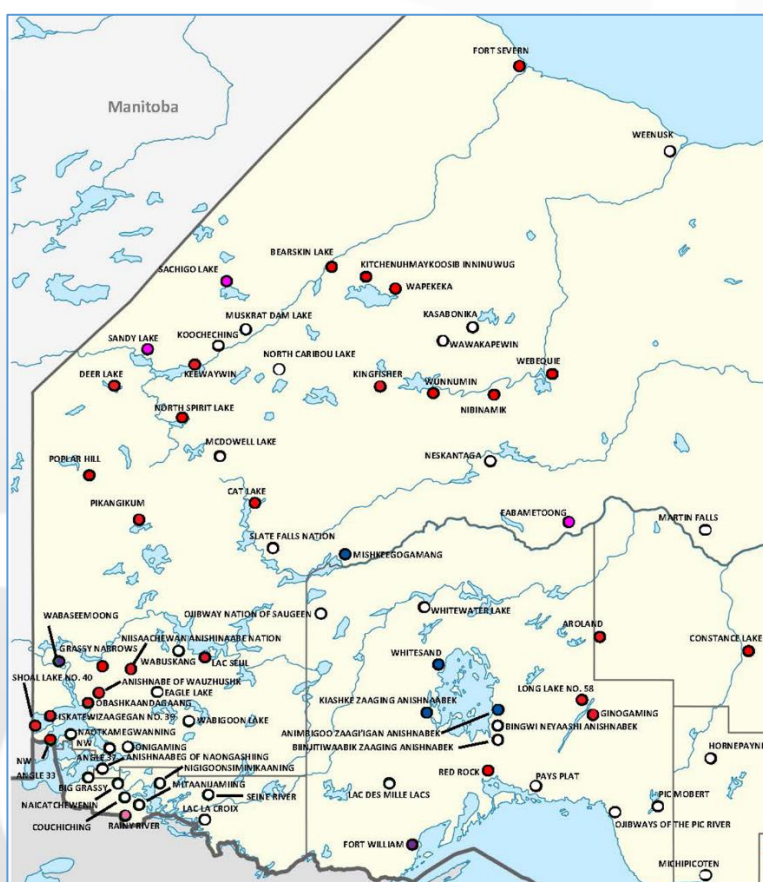
ONTARIO NEW CASES TOTAL

The following map highlights COVID-19 activity within First Nation communities since the beginning of the pandemic. Regional snap shots have also been included for easier viewing.



- - cases during 1st wave
- - cases during 2nd wave
- - cases in both waves
- - multiple outbreaks
- - no cases

NORTHEAST



CENTRAL & SOUTHEAST



SOUTHWEST



I hope everyone is staying safe and if you have any questions related to this chart, please feel free to reach out to me at: knowledgegetranslator@coo.org

Samantha Lickers
 Knowledge Translator
 Office of the Ontario Regional Chief